



**FSD End-of-Year Benchmark Data Report
98b**

WHAT ARE THE BENCHMARK GOALS?

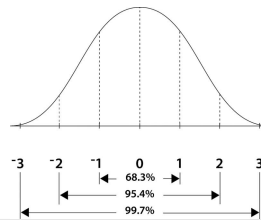
Subsection 98b(1)(a) states that by no later than February 2023 and before the end of the 2022-23 academic year, the district must present the following to the local school board at a public meeting:

- For grades K-8, the results from benchmark assessments and local benchmark assessments administered under 104h, disaggregated by grade level, student demographics, and mode of instruction.
- For each school in the district, the progress toward meeting the identified educational goals for the school year.

2020 Reading Student Growth Norms						
Grade	Fall-to-Winter		Winter-to-Spring		Fall-to-Spring	
	Mean	SD	Mean	SD	Mean	SD
K	9.63	5.75	6.81	5.30	16.45	7.50
1	9.92	5.85	5.55	5.37	15.47	7.74
2	8.85	5.86	4.37	5.37	13.22	7.77
3	7.28	5.86	3.22	5.37	10.50	7.77
4	5.82	5.76	2.33	5.31	8.16	7.53
5	4.64	5.75	1.86	5.30	6.50	7.49
6	3.64	5.65	1.55	5.24	5.19	7.26
7	2.89	5.60	1.27	5.21	4.16	7.15
8	2.51	5.73	1.14	5.29	3.65	7.46

2020 Mathematics Student Growth Norms						
Grade	Fall-to-Winter		Winter-to-Spring		Fall-to-Spring	
	Mean	SD	Mean	SD	Mean	SD
K	10.57	5.15	6.97	4.77	17.54	6.63
1	10.13	5.22	6.22	4.82	16.35	6.81
2	9.03	5.11	5.35	4.75	14.38	6.54
3	7.75	4.99	4.85	4.68	12.60	6.26
4	6.50	4.98	4.46	4.67	10.96	6.24
5	5.56	5.10	4.05	4.75	9.61	6.53
6	4.81	5.04	3.32	4.71	8.13	6.38
7	3.83	4.96	2.69	4.66	6.52	6.18
8	3.20	5.27	2.18	4.85	5.38	6.93

LIST ELEMENTARY




Goal Category	Goal Related to Achievement or Growth on K - 8 Benchmarks as required by law (MCL 388.1698b , MCL 388.1704h)
Middle of the Year Reading Goal	50% of List Elementary School students in grades kindergarten through fourth will meet their Reading Growth Projection from the beginning of the year to mid-year assessment based on their NWEA MAP Benchmark Reading Assessment Score.
End of the Year Reading Goal	50% of List Elementary School students in grades kindergarten through fourth will meet their Reading Growth Projection from the mid-year to end of the year assessment based on their NWEA MAP Benchmark Reading Assessment Score.
Middle of the Year Mathematics Goal	50% of List Elementary School students in grades kindergarten through fourth will meet their Math Growth Projection from the beginning of the year to mid-year assessment based on their NWEA MAP Benchmark Math Assessment Score.
End of the Year Mathematics Goal	50% of List Elementary School students in grades kindergarten through fourth will meet their Math Growth Projection from the mid-year to end of the year assessment based on their NWEA MAP Benchmark Math Assessment Score.

LIST ELEMENTARY


Spring 2023



Reading

	Tested	# Met	% Met
K	91	51	56%
1	96	45	46.9%
2	83	47	56.6%
3	86	49	57%
4	98	54	55.1%

Math

	Tested	# Met	% Met
K	91	31	34.1%
1	96	32	33.3%
2	83	52	62.7%
3	86	50	58.1%
4	98	45	45.9%

LIST ELEMENTARY



Percentage of students at or above grade level mean RIT
(Spring 2023)

Reading

K	70.7%
1	72.2%
2	67.9%
3	58.1%
4	83.7%

Math

K	71.7%
1	66%
2	76.2%
3	64%
4	66.3%


LIST ELEMENTARY




**Mean RIT Scores
(+/- National mean)**

Reading

Math

	Fall	Winter	Spring
K	140.3 (+4.9)	148.6 (+4.7)	158.4 (+5.9)
1	159.1 (+4.6)	169.8 (+6.2)	177 (+6)
2	173.1 (+2.1)	183.2 (+2.9)	189.3 (+4)
3	188.6 (+3.1)	196.1 (+3.7)	201.1 (+4.2)
4	202.6 (+6.9)	209.9 (+8.6)	212.8 (+8.1)

	Fall	Winter	Spring
K	147 (+8.9)	156.5 (+8.8)	161.9 (+5.4)
1	164.2 (+3.4)	174 (+6.2)	179 (+3.1)
2	179 (+5.2)	189 (+7)	197.1 (+8.1)
3	191.3 (+3.9)	198 (+3.6)	204.1 (+3.4)
4	203 (+4.3)	208.6 (+4.1)	214.1 (+3.9)

E. F. RITTMUELLER MIDDLE SCHOOL



Goal Category	Goal Related to Achievement or Growth on K - 8 Benchmarks as required by law (MCL 388.1698b , MCL 388.1704h)
Middle of the Year Reading Goal	50% of EF Rittmueller Middle School students in grades five through eight will meet their Reading Growth Projection from the beginning of the year to mid-year assessment based on their NWEA MAP Benchmark Reading Assessment Score.
End of the Year Reading Goal	55% of EF Rittmueller Middle School students in grades five through eight will meet their Reading Growth Projection from the mid-year to end of the year assessment based on their NWEA MAP Benchmark Reading Assessment Score.
Middle of the Year Mathematics Goal	45% of EF Rittmueller Middle School students in grades five through eight will meet their Math Growth Projection from the beginning of the year to mid-year assessment based on their NWEA MAP Benchmark Reading Assessment Score.
End of the Year Mathematics Goal	55% of EF Rittmueller Middle School students in grades five through eight will meet their Math Growth Projection from the mid-year to end of the year assessment based on their NWEA MAP Benchmark Math Assessment Score.

E. F. RITTMUELLER MIDDLE SCHOOL



Reading

Grade	Tested	# Met	% Met
5	87	44	51%
6	87	40	46%
7	87	36	41%
8	90	44	49%

Math

Grade	Tested	# Met	% Met
5	88	44	50%
6	87	54	62%
7	87	32	37%
8	90	46	51%

E. F. RITTMUELLER MIDDLE SCHOOL



**Percentage of students at or above grade level mean RIT
(Spring 2023)**

Reading

5	68%
6	60%
7	70%
8	70%

Math


5	55%
6	60%
7	47%
8	61%

E. F. RITTMUELLER MIDDLE SCHOOL


Mean RIT Scores
(+/- National mean)



Reading


	Fall	Winter	Spring
5	210.1 (+6.4)	212.2 (+4)	214.1 (+3.2)
6	213 (+3.4)	216.3 (+3.2)	217 (+1.7)
7	220.2 (+6.5)	223.1 (+6.6)	227.7 (+4.4)
8	222.2 (+4.6)	225 (+5)	225.9 (+4.3)

Math

	Fall	Winter	Spring
5	211 (+2.6)	215 (+1.7)	218.9 (+.5)
6	215.2 (+1.1)	219.7 (+1.3)	224.4 (+1.8)
7	223.1 (+3.4)	224.9 (+1.8)	226 (-.5)
8	227.1 (+2.6)	230.5 (+3.1)	232.6 (+2.5)

FRANKENMUTH HIGH SCHOOL



Goal Category	Goal Related to Achievement or Growth as required by law (PA 144 Sec 98b)
Middle of the Year Academic Goal 1	FHS will realize a 15% reduction in the number of failed classes for the first semester, as compared to previous year(s). 
End of the Year Academic Goal 1	FHS will realize a 25% or greater reduction in failed courses, as compared to previous year(s). Data Not Yet Available
End of Year Academic Goal 2	60% of FHS 11 th grade students will demonstrate improvement towards mastery of core mathematics & EBRW standards on the P/SAT assessments by end-year June, 2023 Data Not Yet Available



FSD End-of-Year Benchmark Data Report